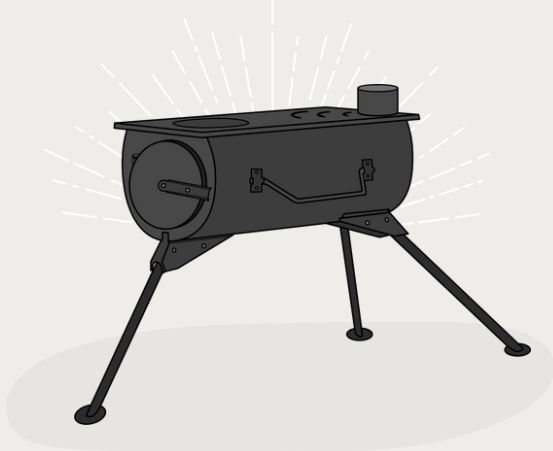





PORTABLE WOOD BURNING STOVE



www.boutiquecamping.com



CONGRATULATIONS
ON YOUR NEW PURCHASE!

Whether you're hosting in your tent, in your garden
or at an event, we're all about designing
pioneering products that effortlessly enhance
your outdoor experiences and adventures.

COMPONENTS CHECKLIST

**PORTABLE WOOD
BURNING STOVE**

X6 FLUE SEGMENTS

(INCLUDING SPARK ARRESTOR) ↷

GLASS WINDOW

ASHTRAY

CARRY BAG





NOSTALGIC VIBES and ✨ TOASTY NIGHTS FROM THE COMFORT OF YOUR TENT ✨

If your tent is from our Polycotton or Cotton canvas range, you can safely install your stove to amplify your home-away-from-home interior and keep it toasty!

Fire retardant tents are available and recommended.



SCAN FOR
TUTORIAL!



*A carbon monoxide alarm inside the tent is recommended.






TOP TIPS:



- ✓ When in use, avoid touching the stove and flue without gloves on.
- ✓ Open the firebox door to create air flow, allowing the fire to breathe.
- ✓ Always work in well ventilated spaces with a constant supply of fresh air.
- ✓ Do not leave anything combustible near the stove. If installed in a tent, we recommend that sides and top are at least 60cm away from the fabric.
- ✓ We recommend using a carbon monoxide alarm when in use, especially in a tent.
- ✓ Protect your groundsheet /grass/flooring with a flame retardant heat map (just in case hot embers escape).
- ✓ For extra stability on windy days, we recommend attaching two ropes to the holes in the chimney flue and pegging firmly into the ground.
- ✓ To slow the fire, close the valves located across the ashtray and at the top of the stove above the glass window. Opening these will increase airflow and boost the fire, keeping it lit for longer.

OUR FAVE STOVE ADD-ONS

HEAT MAT



WATER
HEATER

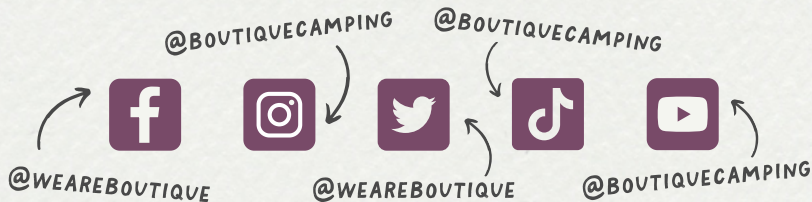
STOVE
FAN



FLASHING
KIT



LET'S CONNECT!



We'd love to see where your adventure takes you!

Whether it's a reel, a pitching time lapse, or a stunning setup pic, let us and the world see! Don't forget to give us a follow and TAG us, your creation could be featured on our socials and website!



THANK YOU!

We would like to personally thank you again for your recent purchase and ongoing support.

If you haven't already, don't forget to sign up to our newsletter for exclusive VIP offers and new product launches!

Ollie, Fiaz & team BC x



SOMETHING NOT QUITE RIGHT?

We hope that you will absolutely LOVE your new Wood Burning Stove, but if you aren't 100% happy, our customer care team is here to assist and find a solution for you!

Please note, Boutique Camping accepts no responsibility for the use or misuse of our stoves. We only recommend using stoves inside fire-retardant or breathable fabric tents that are ventilated and have the correct flue (chimney) installation.

We advise that your stove is never left unattended, especially around children or pets. It is important that when in use, the stove is propped on a heat and fireproof mat.



WE'VE MOVED OUR RETURNS FORM ONLINE!

If you wish to return or exchange your purchase you must notify us within 14 days of receiving your product by scanning the code below and filling out our online returns request form.





www.boutiquecamping.com
www.belltent.com
www.boutiquecamping.au.com